


TECHNICAL DATA SHEET



37 SERIES SAE 6 BOLT HOTSHIFT PTO

Designed for transmissions with SAE 6 bolt openings, the 37 series PTO has an extra low ratio output for extra torque in critical application.

Built with constant mesh gearing, this PTO incorporates a clutch pack to engage and disengage the output shaft.

With a ratio of up to 1.1:1 dependant on transmission, this PTO will provide extra torque for normal engine speed.

SUITS:

Aisin, Eaton, Fuller & TTC transmissions

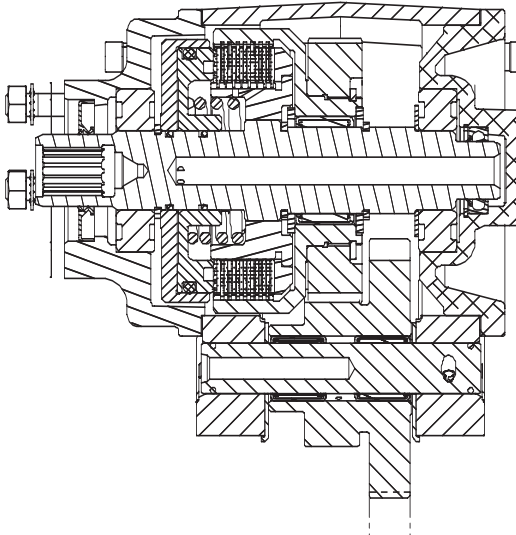
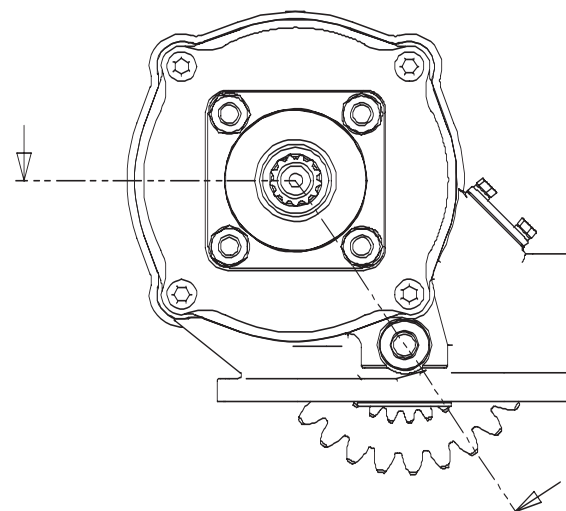
37 SERIES POWER TAKE-OFF

PRODUCT FEATURES

- **WIDE VARIETY OF ASSEMBLY OPTIONS**
Fit many different application and locations
- **AVAILABLE WITH MECHANICAL AND HYDRAULIC OUTPUTS**
Wide variety of options for fitment
- **STANDARD SAE 6 BOLT MOUNT**
Suitable for a wide variety of transmissions
- **DEEP GROOVE BALL BEARINGS ON OUTPUT SHAFT**
Longer life higher performance
- **HOT SHIFT**
can engage 'on the run' no need for clutch operation with manual gearboxes reducing diver fatigue.

DEALER:

TECHNICAL DATA SHEET

PTO DESIGNATION CODES

37 series PTO

PA 37 B L11 A 13 *

Identifier
PA = PTO Side mount

PTO series
37

Gear Type
B, JA, X

Build
R = Right side of transmission
L = Left side of transmission
1 = Selector to top/ Bias to bottom
2 = Selector to bottom/ Bias to top
1 = Centre to front } Position of gear in transmission

Engagement Type
A = Air
F = Electric / Hydraulic 12V
G = Electric / Hydraulic 24V
J = Hydraulic

Output Type
08 = 8T Powauto Hydraulic Spline
09 = 14T 12/24 30° Spline + 35 x 60 Flange
10 = 14T 12/24 30° Spline + 1310 Series Flange
11 = 14T 12/24 30° Spline + 1410 Series Flange
13 = 13T SAE B Hydraulic Spline + Mount
14 = 13T SAE B Hydraulic Spline
26 = 14T 12/24 30° Spline + SAE C pump mount

Manufacturers Code
A = With pressure switch
B = With mounting kit
C = With mounting kit & PTO control kit

For full details refer to owners' manual.

Technical Specifications

Rating for intermittent duty

Torque (Nm /ft lb)	340/250
Power @ 500 rpm output shaft (kW / hp)	17.8/23.8
Power @ 1000 rpm output shaft (kW / hp)	35.5/47.6
Output Shaft Rotation	Same as transmission drive gear
Approximate Bare Mass (kg / lb)	20/44
Mounting Kit	*

For full details refer to your Powauto distributor

* Mounting kit varies with transmission - refer to application manual.

Spare parts:

Seal Kit:

Bearing Kit:

Mounting Gasket Kit:

Seals & gaskets (minor overhaul)

Bearings/seals and gaskets (major overhaul)

Gears and shafts sold separately

SK023B

BK023A

GK001